

台達電子2019年第四季財報法人說明會

線上Q&A說明

- 會議將於 [3/11 14:00](#) 準時開始
- 與會者可於會議開始前及進行中，進行提問。
- 提問前請先輸入您所屬的代表機構及姓名。
- 如無法線上提問，請聯絡技術團隊：(02)8797-2088 # 5074

Delta Electronics, Inc.

Q4 2019 Results Analyst Meeting

Instructions of online Q&A

- [The meeting will start at 14:00, March 11](#)
- Participants may raise your questions before/during the meeting.
Please identify your name and company before asking questions
- Please contact our IT team should you encounter any technical issues: (02)8797-2088 # 5074



Delta Electronics, Inc. Q4 2019 Results

台達電子2019年第四季財報法人說明會

11 March 2020



- **The financial numbers hereby are based on International Financial Reporting Standards (IFRS)**
本簡報財務數字係根據國際財務報導準則編製
- **Cumulative consolidated numbers were audited by CPA**
合併數字經會計師查核簽證



4Q 2019 Financial Results

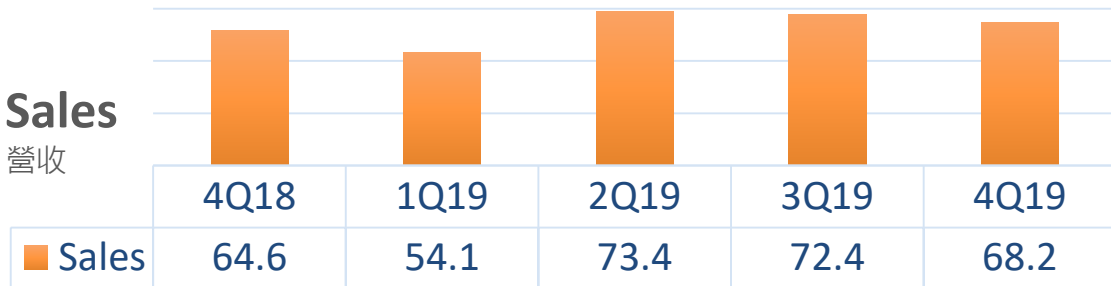
2019年第四季結算數字

Sales Revenues & Gross Profits

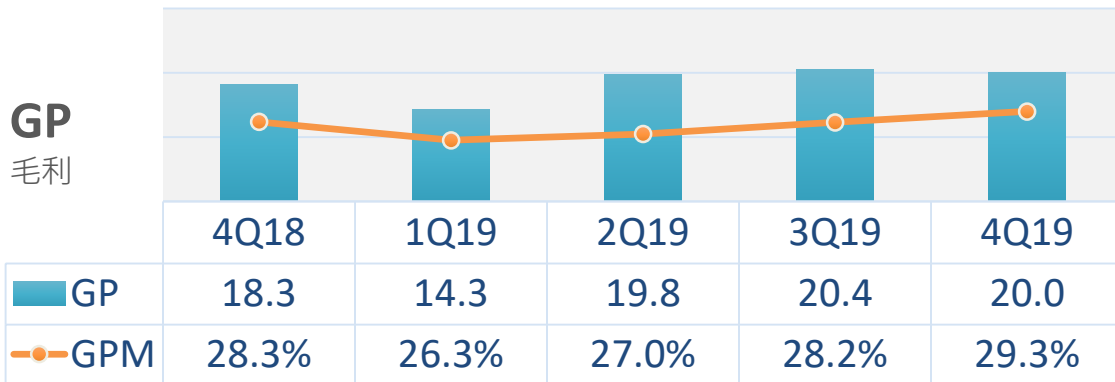
合併營收及毛利

NT\$ billion
新台幣十億元

Sales
營收



GP
毛利

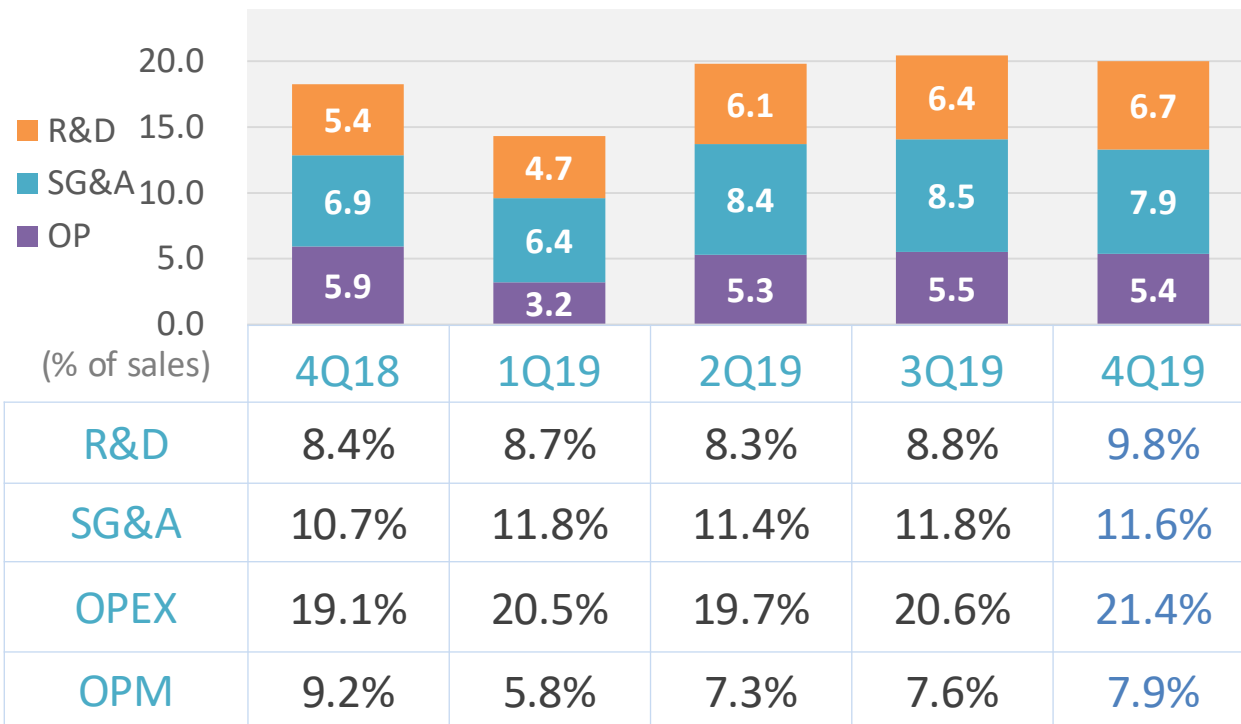


	y/y 年對年	q/q 季對季
Sales 營收	+6%	-6%
GP 毛利	+10%	-2%

Operating Profits & Expenses

營業淨利及費用

NT\$ billion
新台幣十億元

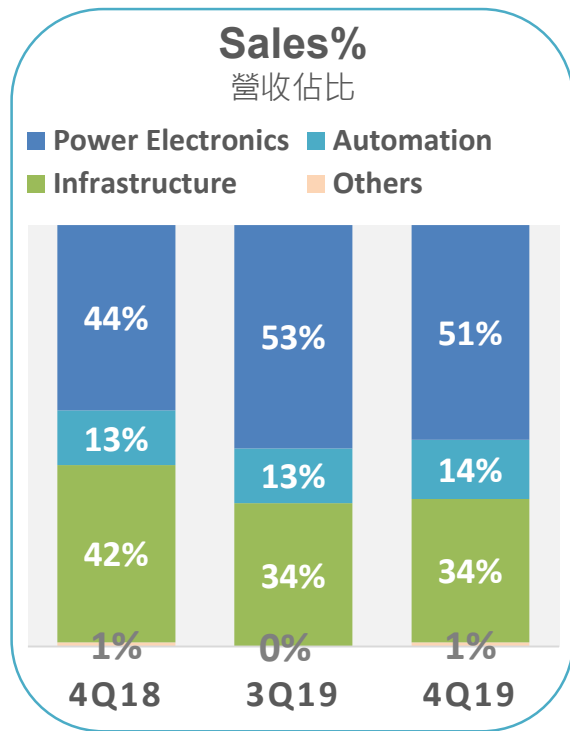


	y/y 年對年	q/q 季對季
R&D 研發費用	+24%	+5%
SG&A 銷管費用	+14%	-7%
OPEX 總營業費用	+18%	-2%
OP 營業淨利	-9%	-3%

Performance by Segment

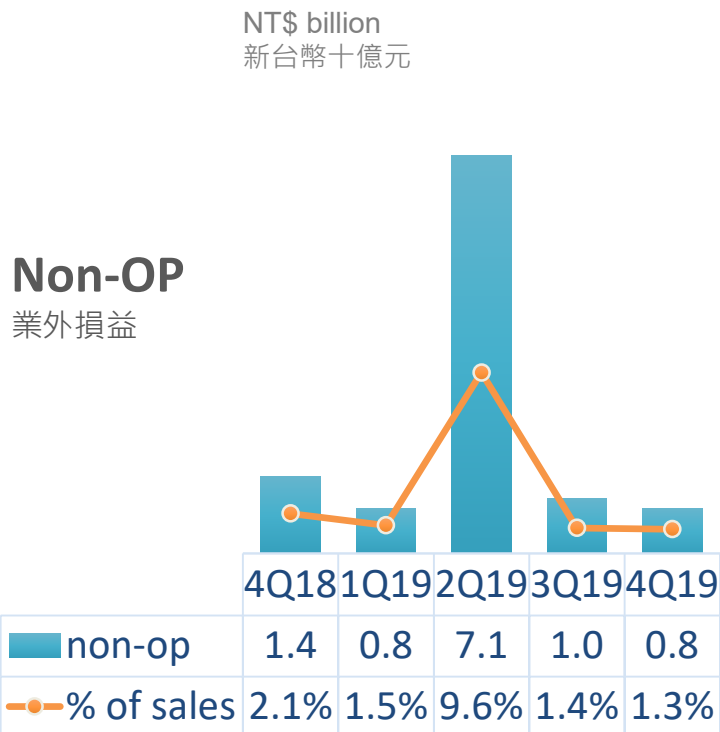
主要部門表現

NT\$ million 新台幣百萬元	Sales		Profits			
	y/y 年對年	q/q 季對季	y/y 年對年	q/q 季對季		
Power Electronics 電源及零組件	34,949	+22%	-9%	4,159	+15%	-18%
Automation 自動化	9,625	+11%	+1%	857	+2%	+17%
Infrastructure 基礎設施	23,389	-13%	-5%	1,898	-30%	+48%



Non-operating Profits

業外損益



NT\$ million 新台幣百萬元	4Q18	3Q19	4Q19
Gain on disposal of investment 處分投資損益	0	0	189
Interest income 利息收益	120	(11)	38
FX income 匯兌損益	145	278	36
Others 其他	1,108	717	617
Total 合計	1,373	984	880

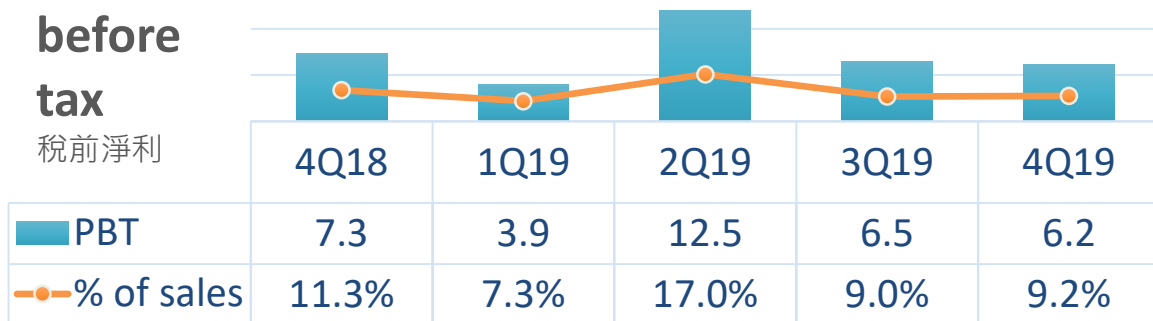
Profits before Tax v.s EBITA

稅前淨利及息稅折舊及攤銷前利潤

Profits before tax

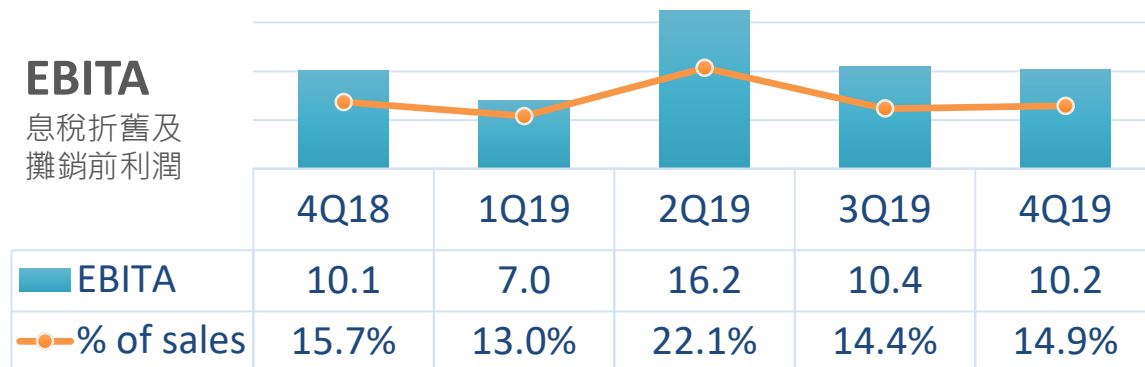
稅前淨利

NT\$ billion
新台幣十億元



EBITA

息稅折舊及攤銷前利潤



	y/y 年對年	q/q 季對季
Profits before tax 稅前淨利	-14%	-4%
EBITA 息稅折舊及攤銷前利潤	+1%	-3%

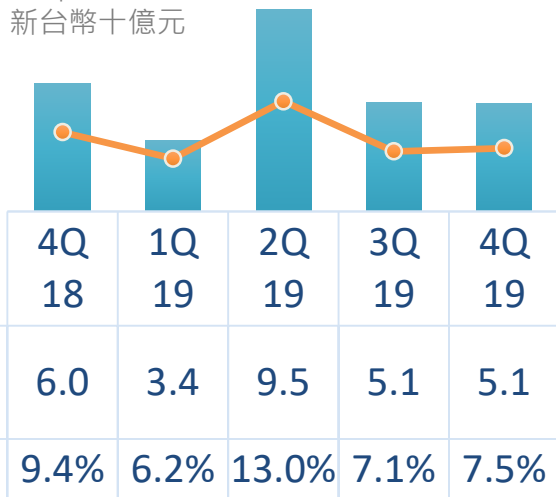
Net Profits after Tax

稅後淨利

Net profits after tax

稅後淨利

NT\$ billion
新台幣十億元

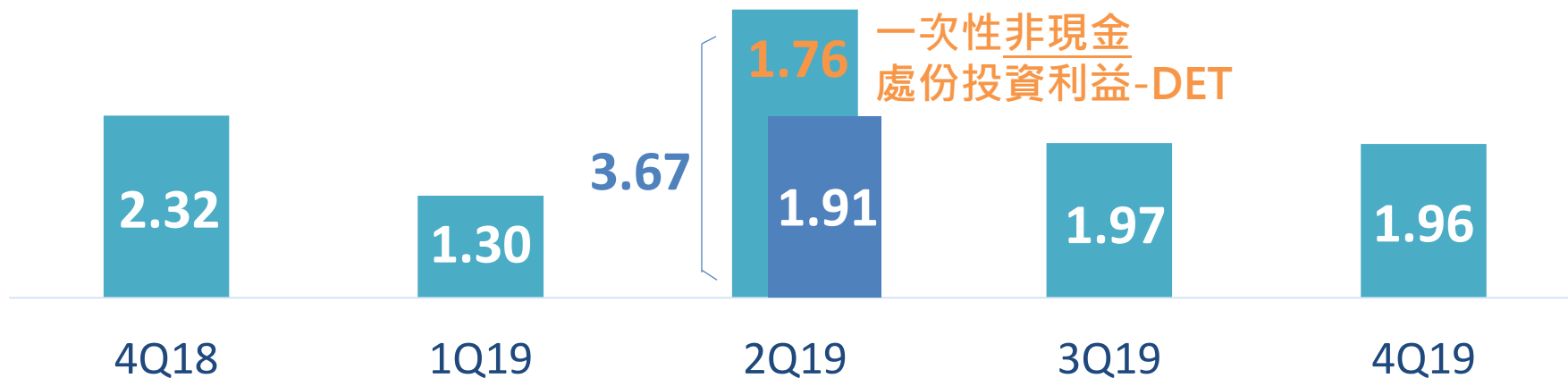


Net profits after tax	6.0	3.4	9.5	5.1	5.1
% of sales	9.4%	6.2%	13.0%	7.1%	7.5%

	y/y	q/q
Net profits after tax	-16%	-1%

NT\$ million 新台幣百萬元	4Q18	3Q19	4Q19
Profit before income tax 稅前淨利	7,295	6,505	6,260
Income tax 所得稅	(1,172)	(1,162)	(1,151)
Non-controlling interest 非控制權益	(79)	(213)	(23)
Net profit after tax 稅後淨利	6,044	5,130	5,086

Unit: NT\$
新台幣元



*EPS based on shares outstanding of 2,598 million.

每股盈餘之設算基於在外流通股數25.98億股。



2019 Full-year Financial Results

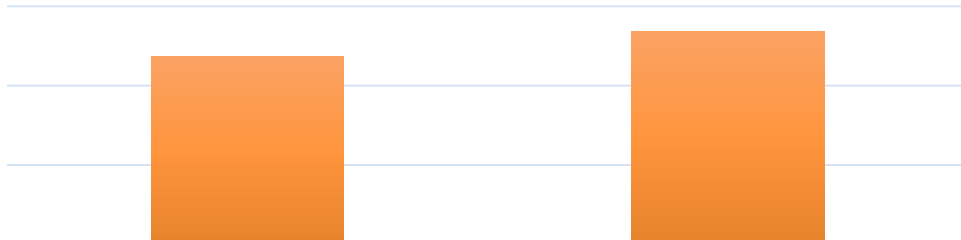
2019年結算數字

Sales Revenues & Gross Profits

合併營收及毛利


NT\$ billion
新台幣十億元

Sales
營收



	2018	2019
■ Sales	237.0	268.1

GP
毛利

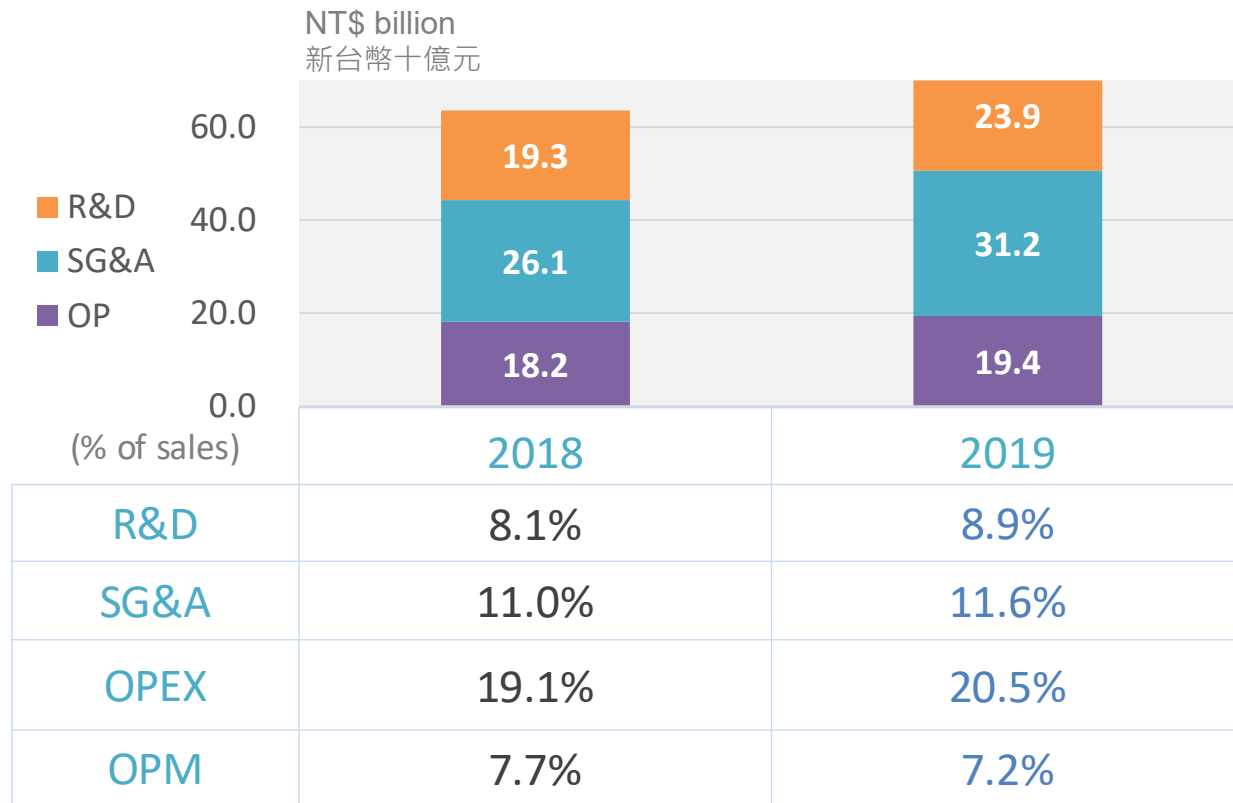


	2018	2019
■ GP	63.6	74.5
—● % of sales	26.8%	27.8%

	y/y 年對年
Sales 營收	+13%
GP 毛利	+17%

Operating Profits & Expenses

營業淨利及費用

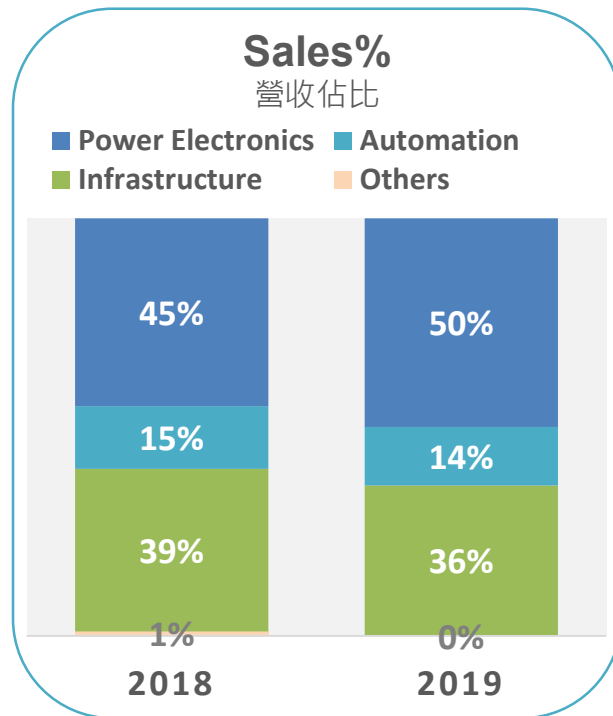


	y/y 年對年
R&D 研發費用	+24%
SG&A 銷管費用	+19%
OPEX 總營業費用	+21%
OP 營業淨利	+7%

Performance by Segment

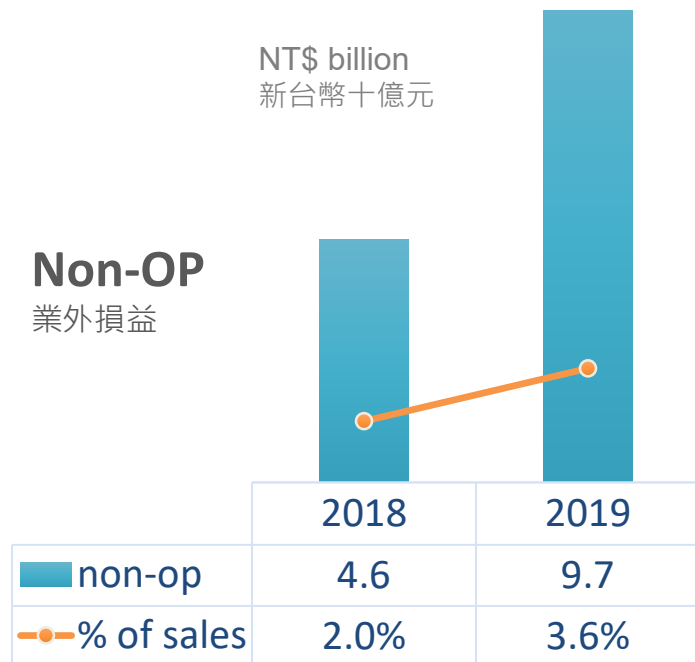
主要部門表現

NT\$ million 新台幣百萬元	Sales		Profits	
		y/y 年對年		y/y 年對年
Power Electronics 電源及零組件	133,070	+24%	15,512	+34%
Automation 自動化	37,605	+7%	3,284	-24%
Infrastructure 基礎設施	96,724	+4%	6,411	-7%



Non-operating Profits

業外損益



NT\$ million 新台幣百萬元	2018	2019
Gain on disposal of investment 處分投資損益	0	6,002
Interest income 利息收益	305	155
FX income 匯兌損益	413	517
Others 其他	3,916	3,072
Total 合計	4,634	9,746

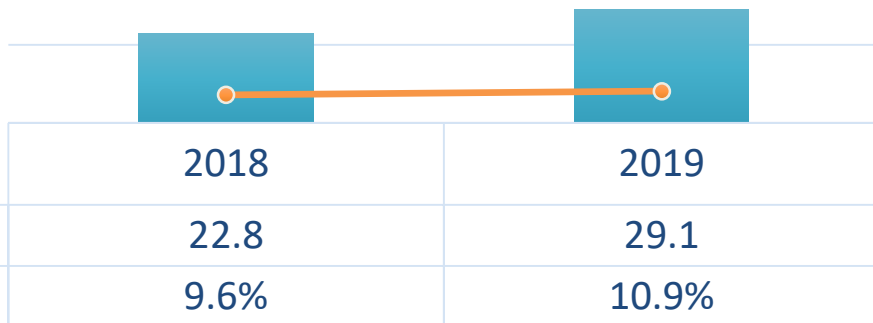
Profits before Tax v.s EBITA

稅前淨利及息稅折舊及攤銷前利潤

Profits before tax

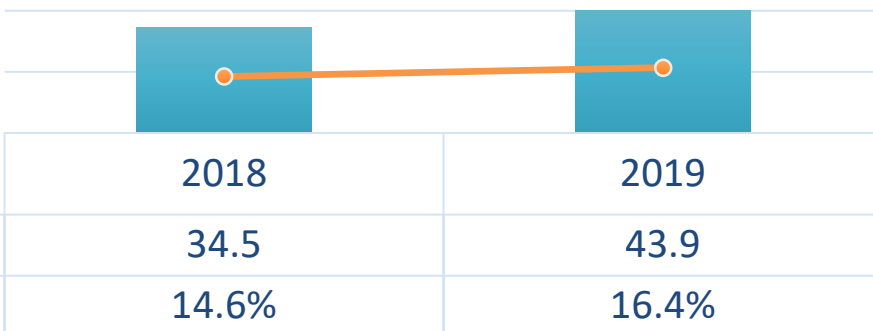
稅前淨利

NT\$ billion
新台幣十億元



EBITA

息稅折舊及攤銷前利潤



y/y
年對年

Profits before tax
稅前淨利

+28%

EBITA
息稅折舊及攤銷前利潤

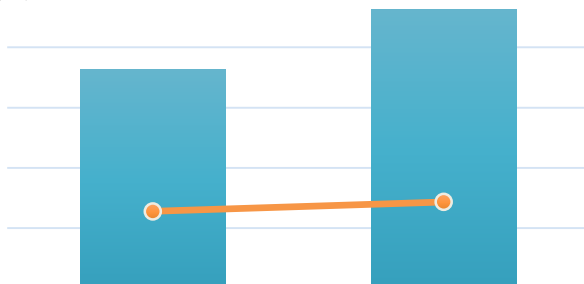
+27%

Net Profits after Tax

稅後淨利

NT\$ billion
新台幣十億元

Net profits after tax
稅後淨利

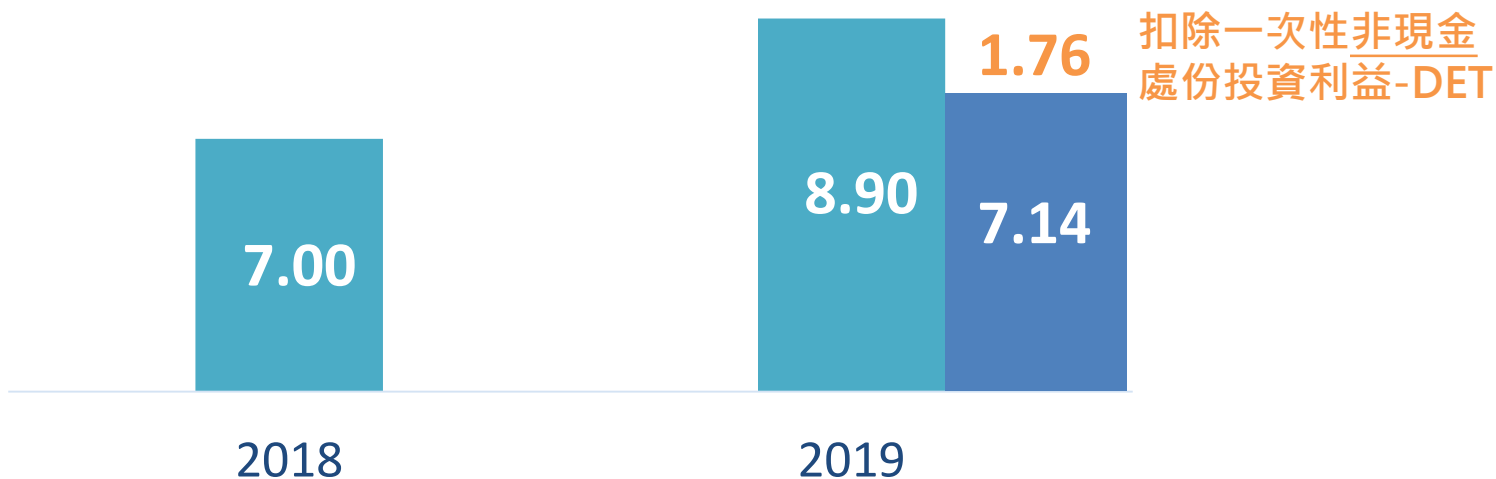


	2018	2019
Net profits after tax	18.2	23.1
% of sales	7.7%	8.6%

	y/y
Net profits after tax	+27%

NT\$ million 新台幣百萬元	2018	2019
Profit before income tax 稅前淨利	22,801	29,154
Income tax 所得稅	(4,152)	(5,227)
Non-controlling interest 非控制權益	(456)	(809)
Net profit after tax 稅後淨利	18,193	23,118

Unit: NT\$
新台幣元



*EPS based on shares outstanding of 2,598 million
每股盈餘之設算基於在外流通股數25.98億股。



Proposed Earnings Distribution

董事會建議盈餘分配

Cash dividend per share: NT\$5

現金股利每股新台幣5元

Smarter. Greener. Together.

To learn more about Delta, please visit www.deltaww.com

